

POP 2 255 C25 (900 760)

- Effective power frequency overvoltage protection
- Compact design allows easy retrofitting
- Compliance with EN 50550


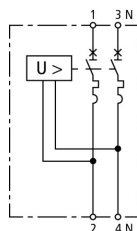
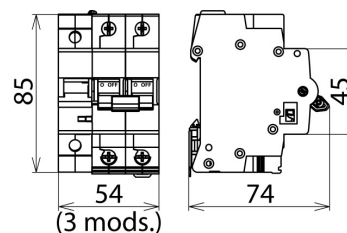


Figure without obligation



Basic circuit diagram POP 2 255 C25



Dimension drawing POP 2 255 C25

POP+MCB

Type	POP 2 255 C25
Part No.	900 760
Power supply system	single-phase TT / TN system
Number of poles	1P + N
Nominal a.c. voltage (U_N)	230 V
Nominal frequency (f_N)	50 Hz
Operating temperature range (T_U)	-25 °C ... +60 °C
Cross-sectional area (L, N) (min.)	2.5 mm ² solid / flexible
Cross-sectional area (L, N) (max.)	16 mm ² flexible / 25 mm ² stranded
Degree of protection protection	IP 20
Capacity	3 module(s), DIN 43880
Mounting	35 mm DIN rails acc. to EN 60715

POP

Type	POP 2 255 C25
Part No.	900 760
Tested to	EN 50550
Max. non-tripping voltage (a.c.)	255 V
Max. tripping voltage (a.c.)	415 V
Tripping time at 275 V a.c.	8 s
Tripping time at 400 V a.c.	120 ms
Max. current at 275 V a.c.	0.4 A
Max. current at 400 V a.c.	0.6 A
Power consumption	0.7 VA
Trip indicator	red

MCB

Type	POP 2 255 C25
Part No.	900 760
Tripping characteristic	C
Nominal alternating current (I_n)	25 A
Rated switching capacity (I_{cn}) acc. to EN 60898	6 kA
Weight	274 g
Customs tariff number	85363030
GTIN	4013364156135
PU	1 pc(s)

We reserve the right to introduce changes in performance, configuration and technology, dimensions, weights and materials in the course of technical progress. The figures are shown without obligation.