

NEW DCU 2 YPV 1100 2M 1S (900 921)


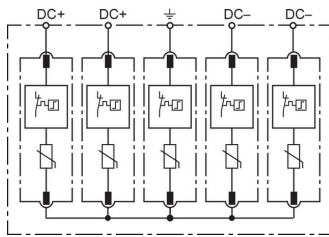
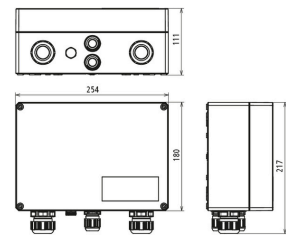


Figure without obligation



Basic circuit diagram DCU 2 YPV 1100 2M 1S



Dimension drawing DCU 2 YPV 1100 2M 1S

Generator junction box for PV systems of up to 1100 V DC for protecting two MPP inputs and one string. With surge protection and push-in terminals for the input and output.

Preliminary data sheet; subject to change without notice.

Type	DCU 2 YPV 1100 2M 1S
Part No.	900 921
SPD according to EN 61643-31 / IEC 61643-31	type 2 / class II
Max. PV voltage (U_{OPV})	1100 V
Short-circuit current rating (I_{SCPV})	10 kA
Total discharge current (8/20 μ s) (I_{total})	40 kA
Nominal discharge current (8/20 μ s) [(DC+/DC-) --> PE] (I_n)	20 kA
Max. discharge current (8/20 μ s) [(DC+/DC-) --> PE] (I_{max})	40 kA
Voltage protection level (U_P)	≤ 4 kV
Nominal load current (I_L)	20 A
Response time (t_A)	≤ 25 ns
Operating temperature range (T_U)	-35 °C ... +80 °C
Operating state / fault indication	green / red
Number of ports	1
Cross-sectional area (min.)	2.5 mm ² solid / flexible
Cross-sectional area (max.)	6 mm ² solid / flexible
Place of installation	outdoor
Degree of protection	IP 65
Type	with pressure compensating element
Cover	transparent cover with product label
Colour of enclosure	grey
Number of cable entries	2x 4-fold screw connection
Number of cable entries	2x M20 (16 mm ²)
Weight	1,88 kg
Customs tariff number (Comb. Nomenclature EU)	85371098
GTIN	4013364492462
PU	1 pc(s)

We reserve the right to introduce changes in performance, configuration and technology, dimensions, weights and materials in the course of technical progress. The figures are shown without obligation.