

STC 230 (924 350)

- Acoustic fault indication
- For installation in standard earthed socket outlets
- Independent of the the socket outlet design


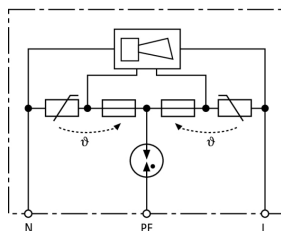
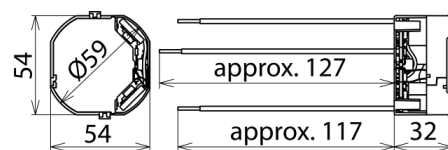


Figure without obligation



Basic circuit diagram STC 230



Dimension drawing STC 230

Two-pole surge arrester to be snapped on earthed socket outlets.

Type	STC 230
Part No.	924 350
SPD according to EN 61643-11 / IEC 61643-11	type 3 / class III
Nominal voltage (a.c.) (U_N)	230 V (50 / 60 Hz)
Max. continuous operating voltage (a.c.) (U_C)	255 V (50 / 60 Hz)
Nominal discharge current (8/20 μ s) (I_n)	3 kA
Total discharge current (8/20 μ s) [L+N-PE] (I_{total})	5 kA
Combination wave (U_{OC})	6 kV
Combination wave [L+N-PE] ($U_{OC total}$)	10 kV
Voltage protection level [L-N] / [L/N-PE] (U_p)	≤ 1250 / ≤ 1500 V
Response time [L-N] (t_A)	≤ 25 ns
Response time [L/N-PE] (t_A)	≤ 100 ns
Max. mains-side overcurrent protection	B 16 A
Short-circuit withstand capability for max. mains-side overcurrent protection (I_{SCCR})	1 kA _{rms}
Temporary overvoltage (TOV) [L-N] (U_T) – Characteristic	335 V / 5 sec. – withstand
Temporary overvoltage (TOV) [L-N] (U_T) – Characteristic	440 V / 120 min. – safe failure
Temporary overvoltage (TOV) [L/N-PE] (U_T) – Characteristic	335 V / 120 min. – withstand
Temporary overvoltage (TOV) [L/N-PE] (U_T) – Characteristic	440 V / 5 sec. – withstand
Temporary overvoltage (TOV) [L+N-PE] (U_T) – Characteristic	1200 V + U_{REF} / 200 ms – safe failure
Operating temperature range (T_U)	-25 °C ... +40 °C
Fault indication	acoustic signal on
Number of ports	1
Terminal wires	1 mm ² , 120 mm long
For mounting on	standard earthed socket outlets
Enclosure material	thermoplastic, red, UL 94 V-2
Place of installation	indoor installation
Degree of protection of installed device	IP 20
Dimensions	54 x 54 x 32 mm
Weight	34 g
Customs tariff number	85363010
GTIN	4013364076709
PU	1 pc(s)

We reserve the right to introduce changes in performance, configuration and technology, dimensions, weights and materials in the course of technical progress. The figures are shown without obligation.